

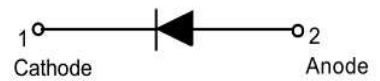
RB521BS-40

S-RB521BS-40

Schottky barrier diode

1. FEATURES

- Extremely small surface mounting type.
- Low VF
- High reliability.
- We declare that the material of product compliance with RoHS requirements.
- S- Prefix for Automotive and Other Applications Requiring Unique Site and Control Change Requirements; AEC-Q101 Qualified and PPAP Capable.



2. APPLICATIONS

- Low current rectification

3. DEVICE MARKING AND ORDERING INFORMATION

Device	Marking	Shipping
RB521BS-40	T	10000/Tape&Reel

4. MAXIMUM RATINGS(Ta = 25°C)

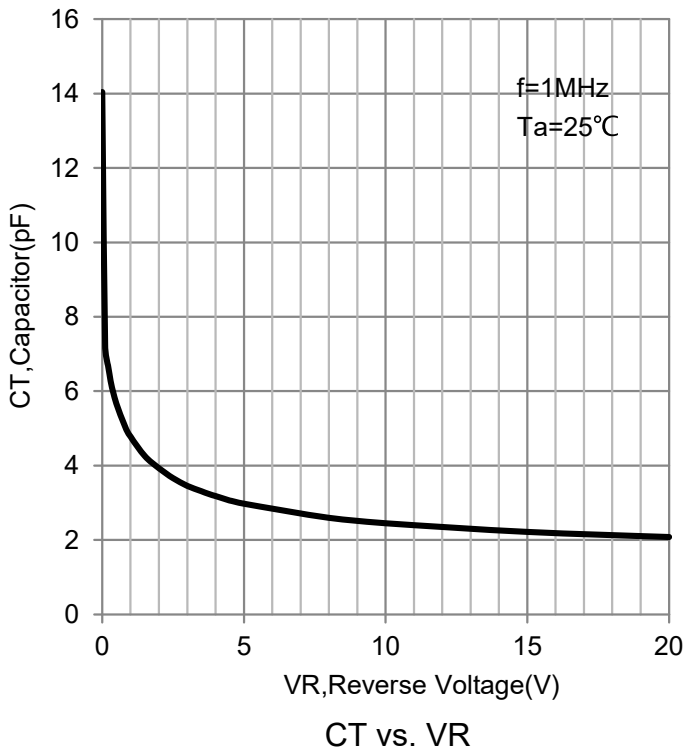
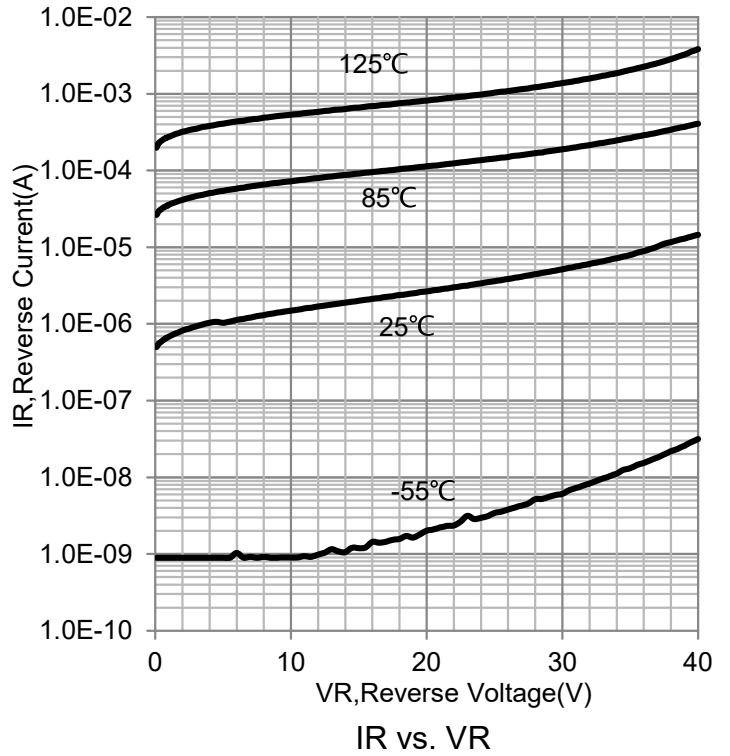
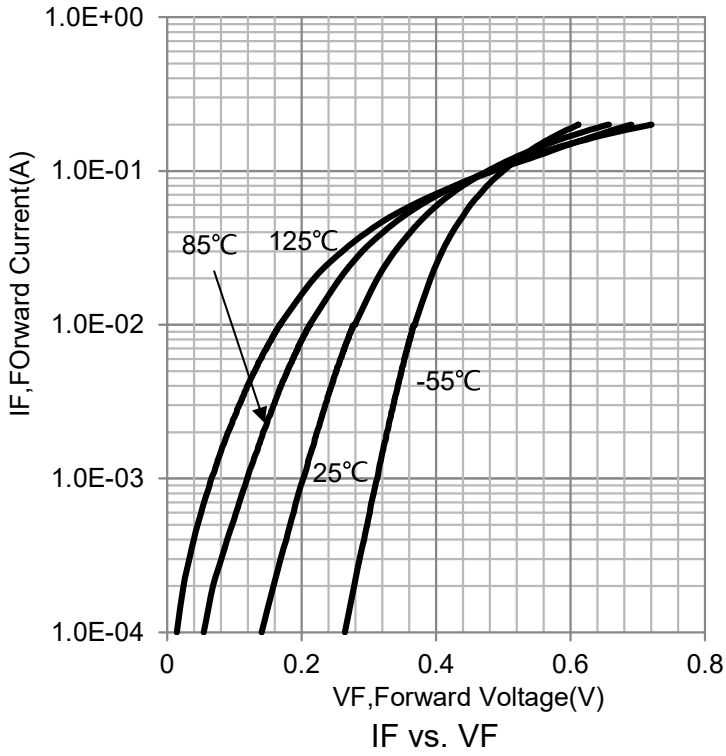
Parameter	Symbol	Limits	Unit
Reverse voltage(DC)	VR	40	V
Average rectified forward current	Io	200	mA
Forward current surge peak(60Hz 1cyc)	IFSM	500	mA
Junction temperature	Tj	125	°C
Storage Temperature Range	TSTG	-40~+125	°C

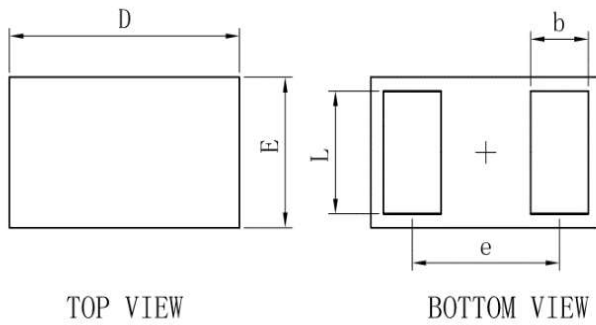
5. ELECTRICAL CHARACTERISTICS (Ta= 25°C)

Parameter	Symbol	Min.	Typ.	Max.	Unit
Forward voltage (IF =10mA)	VF			0.35	V
(IF =20mA)				0.4	
Reverse current (VR =10V)	IR			10	μA

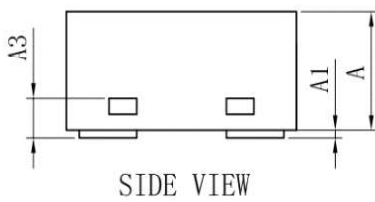
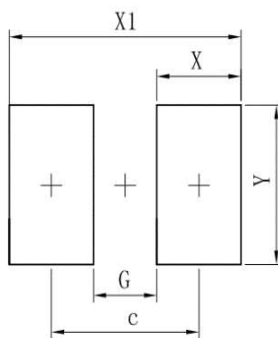


6. ELECTRICAL CHARACTERISTICS CURVES



7.OUTLINE AND DIMENSIONS


DFN1006-2L			
Dim	Min	Typ.	Max
D	0.95	1.00	1.05
E	0.55	0.60	0.65
e	-	0.64	-
L	0.44	0.49	0.54
b	0.20	0.25	0.30
A	0.43	0.48	0.53
A1	0	-	0.05
A3	0.127REF.		
All Dimensions in mm			


8.SOLDERING FOOTPRINT


Dimensions	(mm)
c	0.70
G	0.30
X	0.40
X1	1.10
Y	0.70

